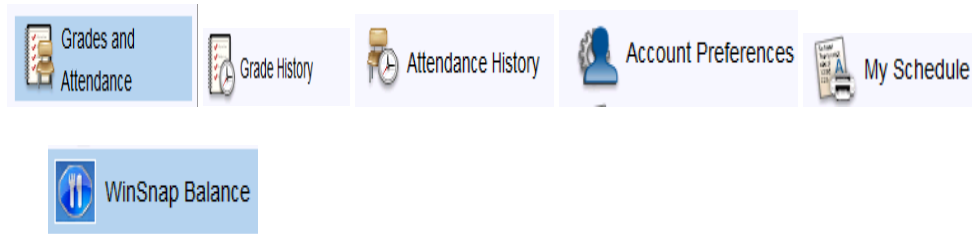
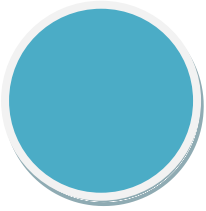


Welcome to Cuba-Rushford's Power School Parent Portal



- On the Parent home screen, you will see a series of icons along the left side that, when clicked, will link you to different pieces of student or school information. These include:
 - *Grades & Attendance*
 - *Grade History*
 - *Attendance History*
 - *Account Preferences*
 - *My Schedule*
 - *WinSnap Balance*

This tutorial will demonstrate the process of the parent portal and give detailed instructions on accessing all information. The first step will be the creation of an account for your child/children in grades 6-12.



Login to Power School Parent Portal
using the following address:

powerschool.crcs.wnyric.org/public

The parent portal will
open to the page shown at
the left. First time users
will need to click on
"Create Account". (See
next page instructions on
creating your account.)

PowerSchool

Login

User Name

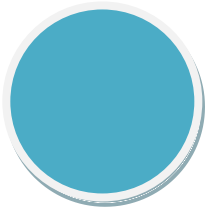
Password

[Having trouble logging in?](#)

Create an Account

Create a parent/guardian account that allows you to view all of your students with one login account. You can also manage your account preferences. [Learn more.](#)

Once your account has been
created, for future logins you will
simply login to your account with the
User Name and Password you
created.



PowerSchool

Create Parent/Guardian Account

First Name

Last Name

Email

Desired User Name

Password

Re-enter Password

Link Students to Account

Enter the Access ID, Access Password, and Relationship for each student you wish to add to your Parent/Guardian Account

Student Name	Access ID	Access Password	Relationship
1. <input type="text"/>	<input type="text"/>	<input type="text"/>	-- Choose <input type="button" value="v"/>
2. <input type="text"/>	<input type="text"/>	<input type="text"/>	-- Choose <input type="button" value="v"/>
3. <input type="text"/>	<input type="text"/>	<input type="text"/>	-- Choose <input type="button" value="v"/>
4. <input type="text"/>	<input type="text"/>	<input type="text"/>	-- Choose <input type="button" value="v"/>
5. <input type="text"/>	<input type="text"/>	<input type="text"/>	-- Choose <input type="button" value="v"/>
6. <input type="text"/>	<input type="text"/>	<input type="text"/>	-- Choose <input type="button" value="v"/>
7. <input type="text"/>	<input type="text"/>	<input type="text"/>	-- Choose <input type="button" value="v"/>

- The following information is required to be filled in when creating an account. It is recommended that parents have one login per household.
- First Name...this is the parent/guardian first name.
- Last Name...this is the parent/guardian last name.
- Email...this is the email address you will use to correspond with the school district, if necessary.
- Desired User Name...this will be the name you login with.
- Password...a good rule of thumb is to use at least six characters, both letters and numbers.
- Re-enter Password...retype password to verify. **LOGIN AND PASSWORD ARE CASE SENSITIVE!** Pay attention to how you enter these in the setup.
- Link Students to Account...list ALL grade 6-12 students in the household. You were supplied with an Access ID and Access Password for your child/children. Enter that information in these areas.
- Click Enter...your account is now active

What You Will See At Login

The name(s) of those you listed on your Create Account page will appear. Click on individual's name to see information for that student.

Exp	Last Week					This Week					Course	Q1	Q2	Q3	I1	Y1	Absences	Tardies
	M	T	W	H	F	M	T	W	H	F								
HR(1-4)						UA					Homeroom - HS Barry, T				--		7	0
P1(1-4)						UA					Biology R Tompkins, K	95	98	0	--	96	7	0
P2(1)	Study Hall HS Wight, G				--		2	0
P2(2,4)		Phys.Ed. 9-10 F Wulff, D	99	0	0	--	99	3	0


Current Simple GPA (Q2): Error: No formula for method: Simple
[Show dropped classes also](#)

Attendance By Day

M	Last Week				M	This Week				Absences		Tardies	
	T	W	H	F		T	W	H	F	Q2	YTD	Q2	YTD
					UA					7	8	0	0
Attendance Totals										7	8	0	0

Upon login, you will initially see the **Grades and Attendance** screen.

AB=Illegal Excused Absence | NE=Mary's Excuse | XDR=Absent Dr. Note | UA=Absent Unexcused | BU=Boces Unexcused | Iss. Dr. Note | TU=Tardy - Unexcused | ED=Early Dismissal - Excused | EDU=Early Dismissal - Unexcused | ISS=In School | XA=Principal's Excusal | FT=Field Trip - Excused | RU=Truant | HLTL=Health Office - Excused | DIF=Death In Family - Excused | FUR=Attending Funeral - Excused | TST=Testing - Excused | BAMU=Band/Music Lesson - Excused | TO=Time Out Office - Excused | COUN=Counseling - Excused | SPE=Sporting Event | BCS=BOCES All Day | INT=Internship | SF=School Function | U=Unsatisfactory |



Grades and Attendance



Grades and Attendance

Grades and Attendance																		
Exp	Last Week					This Week					Attendance By Class					Absences	Tardies	
	M	T	W	H	F	M	T	W	H	F	Course	Q1	Q2	Q3	I1			Y1
P6-P7(1-4)						UA					Calculus SUNY Albany Kenyon, T	97	98.2	0	--	97.6	3	0
Show dropped classes also																		

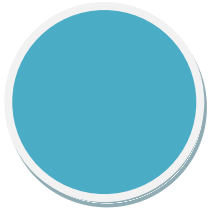
o All blue texts are links

Click the teacher name to open his/her email client to send an email

Click here to include dropped classes in the display

Click a grade to display course information, assignments and grades. See next page for example.

Click absence or tardy numbers to view a listing of occurrences



Grades and Attendance (con't.)



Grades and Attendance

Class Score Detail

Course	Teacher	Expression	Final Grade ¹
Calculus SUNY Albany	Kenyon, T	P6-P7(1-4)	98.2%

Teacher Comments:

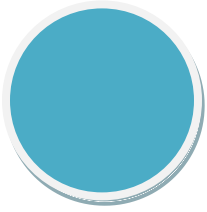
Section Description:

Due Date	Category	Assignment	Codes	Score	%
12/01/2010	TEST	Related Rates Test		100/100	100
12/20/2010	TEST	Newton's Method Test		100/100	100

Clicking on the [blue Q2 assignment](#) will open this Class Score Detail page. This gives a listing of all category assignments entered into the quarter. Those in [blue](#) provide a description for that particular entry.

Assignment Description

Teacher	Kenyon, T
Course	Calculus SUNY Albany
Assignment name	Related Rates Test
Description	Questions on related rates - "fun" set of problems



Grades History



Grade History

Grade History

Grade History		Standards Grade History										
2009-2010		2010-2011		2011-2012		2012-2013						
Course Name	Q1				I1				Q2			
	Grade	%	Cit	Hrs	Grade	%	Cit	Hrs	Grade	%	Cit	Hrs
English 8	81	81.368	0		72	71.636	0		84	84.28	0	
French IA	94	94	0		85	85	0		96	96	0	

- The Grades History screen lists any historic (stored) grades for the student in the current school year.
- Click on the blue grade to review historic grades.
- This shows grades for the present year and three past years.



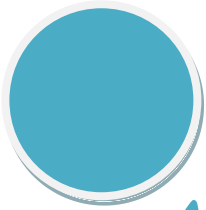
Attendance History

Attendance History

Meeting Attendance History

Course	Expression	11/15-11/19					11/22-11/26					11/29-12/3					12/6-12/10					12/13-12/17					12/20-12/24									
		M	T	W	H	F	M	T	W	H	F	M	T	W	H	F	M	T	W	H	F	M	T	W	H	F	M	T	W	H	F					
Homeroom - HS Barry, T 215 E: 8/16/2010 L: 7/1/2011	HR(1-4)	-		UA			-	-	-	-	-																UA	UA	UA	UA	UA	UA	UA	UA	UA	UA
Biology R Tompkins, K 117 E: 8/16/2010 L: 7/1/2011	P1(1-4)	-		UA			-	-	-	-	-																UA	UA	UA	UA	UA	UA	UA	UA	UA	UA

- The Attendance History screen displays detailed meeting attendance data for individual classes. This is provided for the current quarter only.



Account Preferences



Profile

Account Preferences - Profile

If you want to change the name, e-mail address, user name or password associated with your Parent/Guardian account, you may do so below. Please click the corresponding Edit button to make changes to your user name, or password.

First Name:	<input type="text" value="Sue"/>
Last Name:	<input type="text" value="Culbert"/>
Email:	<input type="text" value="sculbert@cracs.wnyric.or"/>
User Name:	<input type="text" value="Sue"/>
Current Password:	<input type="password" value="*****"/>
<input type="button" value="Cancel"/> <input type="button" value="Save"/>	

Click on **blue** User Name or Current Password to change either of these. Remember, you are the only one with this access. The school does not have access to your User Name or Current Password.

When a student transfers from an elementary building to the middle high school, they will need to be entered into your account. Click on "Add".

Students

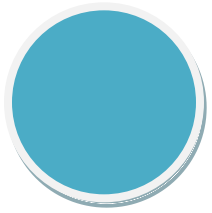
Account Preferences - Students

To add a student to your Parent/Guardian account, click the ADD button.

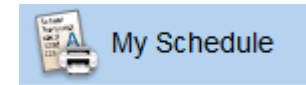
My Students	<input type="button" value="Add +"/>
--------------------	--------------------------------------

Add Student			
Student Name	Access ID	Access Password	Relationship
<input type="text"/>	<input type="text"/>	<input type="text"/>	-- Choose --
			<input type="button" value="Cancel"/> <input type="button" value="Submit"/>

The Access ID and Access Password will be given to you by CRCS and you will create an account as you did for your other children.



My Schedule



Student Schedule

Enrollments for current school only.

Day	Terms		P1	P2	P3	P4	P5	P5	P6	P6	P7	P8	P9	HR
1	12-13	S2 Q3	Study Hall HS 0001.1 Dye, J Room: 111 P1(1) 12-13	Science 8 0804.3 Jordan, S Room: 106 P2(1-4) 12-13	Social Studies 8 0802.2 Cappelletti, C Room: 213 P3(1-4) 12-13	English 8 0801.2 McGraw, M Room: 208 P4(1-4) 12-13	French IA 0810.1 Alcocer, R Room: 140 P5-P5(1-4) 12-13		Phys. Ed. 8 M/F 0887.1 Howe, J Room: Gym P6-P6(1,3) 12-13		Lunch 0013.3 Staff, Staff Room: Cafe P7(1-4) 12-13	Math 8 0803.3 Volz, D Room: 207 P8(1-4) 12-13	Study Hall 8 0003.3 McGraw, M Room: 208 P9(1) 12-13	Homeroom - MS 0100.106 Jordan, S Room: 106 HR(1-4) 12-13
2	12-13	S2 Q3	Study Hall HS 0001.2 Dye, J Room: 111 P1(2) 12-13	Science 8 0804.3 Jordan, S Room: 106 P2(1-4) 12-13	Social Studies 8 0802.2 Cappelletti, C Room: 213 P3(1-4) 12-13	English 8 0801.2 McGraw, M Room: 208 P4(1-4) 12-13	French IA 0810.1 Alcocer, R Room: 140 P5-P5(1-4) 12-13		Science 8 AIS 0049.1 Jordan, S Room: 106 P6-P6(2) 12-13		Lunch 0013.3 Staff, Staff Room: Cafe P7(1-4) 12-13	Math 8 0803.3 Volz, D Room: 207 P8(1-4) 12-13	Math 8 AIS 0047.2 Volz, D Room: 207 P9(2) 12-13	Homeroom - MS 0100.106 Jordan, S Room: 106 HR(1-4) 12-13

Win Snap Cafeteria Balance

WinSnap Student Lunch Balance

Lunch balances are updated once every morning			
Date	Time	Balance	Description
January 13, 2011	5:00 AM	\$22.12	() surrounding the balance indicates a <u>negative</u> account balance

- Consider enrolling in the My Lunch Box program for easy cafeteria payments via a charge card.